




EQS Bridge Bearing System Design Questionnaire



For a fillable version online, please visit rjwatson.com, hover over the services tab at the top, and click on design services.

Project

Name & Contract Number:

Owner:

Consultant:

Contact Information

Name:

Phone:

Email:

EQS Bearing Quantity:

Estimated Project Bid Date:

Structure

Superstructure Information

Type (Steel or Concrete):

Strength (Yield or Compressive (f_c)):

Beam/Girder Flange Dimensions:

Span Length(s):

Slope at Bearing Locations:

Substructure Information

Type (Steel or Concrete):

Strength (Yield or Compressive (f_c)):

Bearing Pedestal Dimensions:

Bearing Anchorage:

Materials:


Coating:

Embed Depth:

Existing Bearing Heights (If Required to Match Heights):



EQS Bridge Bearing System Design Questionnaire



Design

Design Goal (Rehab, Replace, New Design, etc.):

Design Method (ASD, LFD, or LRFD):

Seismic Design Data

AASHTO Acceleration Coefficient (S_I):

AASHTO Site Class Coefficient (F_V):

Site Specific Response Spectrum (if applicable):

Design Temperature Range:

Specifications (including dates/editions)

AASHTO Standard and/or Guide Spec.:

State Standard:

Bearing Materials

Type of Steel:

Coating (paint, galvanize, metalize):

Testing

Specifications (including dates/editions)

AASHTO Standard and/or Guide Spec.:


State Standard:

Special Testing Requirements (if applicable):

Please fill in design requirement table on next page.



EQS Bridge Bearing System Design Questionnaire



Design Requirements

Units: Load: Displacement: Rotation:			Substructure Location(s)	Substructure Location(s)	Substructure Location(s)	Substructure Location(s)
Isolation Bearing Quantity:						
Load (Denote: Unfactored or Factored)	Vertical Load	Dead - Maximum:				
		Dead - Minimum:				
		Live:				
		Total:				
	Net Uplift (If Applicable):					
Rotation (+/-) (Denote Unfactored or Factored)	Due to all Applicable Loads:					
	Due to Fab. & Const. Tol.:					
	Total:					
Service Forces (Denote: Unfactored or Factored)	Wind (W):					
	Wind on Live (WL):					
	Centrifugal (CF):					
	Braking (BR):					
Max Seismic Force Goal (per bearing)	Longitudinal:					
	Transverse:					
Max Seismic Displacement Goal (across bearing)	Longitudinal:					
	Transverse:					
Movement (+/-)	Longitudinal	Thermal, Creep, Shrink:				
	Transverse	Thermal:				
Method of attachment to superstructure :						
Method of attachment to substructure:						

If any of the above information is not known at this time, typical assumptions can be used for an estimate. For example, a typical design rotation is ± 0.02 radians.

Please fill out and email this form to sales@rjwatson.com